



The Right Solution.  
Every Single Time.



**X** TRA-POWER®

# HIGH PERFORMANCE PROFESSIONAL TOOLS & ACCESSORIES



PRODUCT  
CATALOGUE

**2025**



**S-2101**  
ANGLE GRINDER 100MM | 950W



**S-2102**  
ANGLE GRINDER 100MM | 1150W



**S-2103**  
ANGLE GRINDER 100MM | 950W



**S-2105**  
ANGLE GRINDER 100MM | 1300W



**S-2110**  
ANGLE GRINDER 125MM | 1400W



**S-2115**  
ANGLE GRINDER 180MM | 2800W



**S-2121**  
MARBLE CUTTER 110MM | 1650W



**S-2125**  
MARBLE CUTTER 125MM | 1850W



**S-2126**  
WOOD CUTTER 125MM | 1850W



**S-2128**  
WALL CHASER 110-125MM | 2200W



**S-2129**  
WALL CHASER 110-133MM | 2400W



**S-2130**  
CONCRETE CUTTER 230-405MM | 3200W



**S-2141**  
ELECTRIC TRIMMER 6/6.35/8MM | 500W



**S-2151**  
ROTARY HAMMER 26MM | 1100W



**S-2154**  
DEMOLITION HAMMER 1250W | 7KG



**S-2155**  
DEMOLITION HAMMER 2000W | 11KG



**S-2156**  
DEMOLITION HAMMER 1800W | 16KG



**S-2171**  
CUT OFF MACHINE 355MM | 3200W



**S-2181**  
ELECTRIC CHAIN SAW 16" | 2400W



**S-2182**  
ELECTRIC CHAIN SAW 18" | 2600W



**S-2183**  
ELECTRIC CHAIN SAW 22" | 3200W



**S-2184**  
ELECTRIC CHAIN SAW 24" | 3200W



**S-2185**  
GASOLINE CHAIN SAW 18" | 58CC



**S-2186**  
GASOLINE CHAIN SAW 22" | 58CC



**S-2187**  
GASOLINE CHAIN SAW 22" | 62CC



**S-2188**  
GASOLINE CHAIN SAW 24" | 62CC



**S-2189**  
BRUSH CUTTER 2 STROKE 28MM | 43CC



**S-2191**  
DIAMOND CORE DRILL 20-140MM | 1800W



**S-2192**  
DIAMOND CORE DRILL 20-225MM | 3500W



**S-2193**  
DIAMOND CORE DRILL 20-305MM | 4000W



**S-2194**  
DIAMOND CORE DRILL 20-180MM | 2300W



**S-2196**  
MAGNETIC CORE DRILL 35MM | 1600W



**S-2197**  
MAGNETIC CORE DRILL 50MM | 1700W

# X TRA-POWER®

## PROFESSIONAL POWER TOOLS



### SGW ABRASIVES



CUT OFF WHEEL SGW  
4" TO 16"



DC WHEEL SGW  
4", 5", 7" & 9"



FLAP DISC SGW  
4" (#60 TO #120)



NON-WOVEN PAD  
FOR STEEL & METAL  
4" U8

### SGW DIAMOND SAW BLADES



SGW HARD STONE (10MM)  
4"



SGW HARD STONE  
4" TO 16"



SGW SAND STONE  
4" TO 5"



SGW CERAMIC  
4"



SGW QUARTZ  
4"



SGW SUPER THIN TURBO  
WITH DOUBLE FLANGE 4"



SGW THIN TURBO  
4"



SGW NANO  
4" (SEG)



SGW  
3" (TURBO)



SGW CUP WHEEL  
3" (SEG)



SGW CUP WHEEL  
3" (TURBO)



SGW CERAMIC LASER SLOT  
4" (SLOT)



### SGW TCT SAW BLADES




4" TO 14" SGW  
TCT SAW BLADE FOR WOOD & ALUMINUM



4" TO 10" SGW  
TCT SAW THIN KERF BLADE FOR WOOD

### SGW SPARE PARTS



SGW CARBON BRUSH



SGW SAW CHAIN 18" & 22"

# **X**TRA-POWER<sup>®</sup> CORDLESS TOOLS



**XPC-AG-01**  
BRUSHLESS ANGLE GRINDER  
100MM | 3.0Ah



**XPC-AG-02**  
BRUSHLESS ANGLE GRINDER  
100MM | 3.0Ah



**XPC-AG-03**  
BRUSHLESS ANGLE GRINDER  
100MM | 4.0Ah



**XPC-AG-04**  
BRUSHLESS ANGLE GRINDER  
100MM | 4.0Ah



**XPC-AG-05**  
BRUSHLESS ANGLE GRINDER  
100MM | 6.0Ah



**XPC-IW-01**  
BRUSHLESS IMPACT WRENCH  
350NM | M8-M20 | 3.0Ah



**XPC-IW-02**  
BRUSHLESS IMPACT WRENCH  
550NM | M10-M22 | 3.0Ah



**XPC-IW-03**  
BRUSHLESS IMPACT WRENCH  
900NM | M12-M27 | 4.0Ah



**XPC-IW-04**  
BRUSHLESS IMPACT WRENCH  
400NM | M8-M20 | 4.0Ah



**XPC-IW-05**  
BRUSHLESS IMPACT WRENCH  
800NM | M14-M24 | 4.0Ah



**XPC-IW-06**  
BRUSHLESS IMPACT WRENCH  
1350NM | M20-M39 | 6.0Ah



**XPC-IW-07**  
BRUSHLESS IMPACT WRENCH  
1800NM | M24-M42 | 6.0Ah



**XPC-IW-08**  
BRUSHLESS IMPACT WRENCH  
3000NM | M30-M48 | 6.0Ahx2



**XPC-IS-01**  
BRUSHLESS IMPACT  
SCREW DRIVER 250NM | 3.0Ah



**XPC-IS-02**  
BRUSHLESS IMPACT SCREW DRIVER  
35/120/160NM | 1.5Ah



**XPC-TK-01**  
TOOL KIT 40NM | 1.5Ah



**XPC-TK-02**  
TOOL KIT 40NM | 1.5Ah



**XPC-IWT-01**  
IMPACT WRENCH WITH TOOL KIT  
350NM | 3.0Ah



**XPC-BS-01**  
BRUSHLESS CHAIN SAW  
10" | 3.0Ah



**XPC-BS-02**  
BRUSHLESS CHAIN SAW  
16" | 3.0Ahx2



**XPC-ID-01**  
BRUSHLESS IMPACT DRILL MACHINE  
1-13MM | 1.5Ah



**XPC-ID-02**  
BRUSHLESS IMPACT DRILL  
1-13MM | 4.0Ah



**XPC-ID-03**  
BRUSHLESS IMPACT DRILL  
1-13MM | 6.0Ah



**XPC-ID-04**  
BRUSHLESS IMPACT DRILL  
1-13MM | 2.0Ah



**XPC-ID-05**  
BRUSHLESS IMPACT DRILL  
1-13MM | 2.0Ah



**XPC-DM-01**  
CORDLESS DRILL MACHINE  
0.8-10MM | 1.5Ah



**XPC-DM-02**  
CORDLESS DRILL MACHINE  
0.8-10MM | 1.5Ah



**XPC-DM-11**  
BRUSHLESS DRILL MACHINE  
0.8-10MM | 1.5Ah



**XPC-DM-12**  
BRUSHLESS DRILL MACHINE  
0.8-10MM | 1.5Ah



**XPC-DM-13**  
BRUSHLESS DRILL MACHINE  
0.8-10MM | 1.5Ah

# **X** TRA-POWER®

## CORDLESS TOOLS



**XPC-RH-01**  
BRUSHLESS ROTARY HAMMER  
20MM | 3.0Ah



**XPC-RH-02**  
BRUSHLESS ROTARY HAMMER  
26MM | 4.0Ah



**XPC-RH-03**  
BRUSHLESS ROTARY HAMMER  
32MM | 4.0Ah



**XPC-DH-01**  
BRUSHLESS DEMOLITION  
HAMMER 25MM | 4.0Ah



**XPC-SD-01**  
CORDLESS SCREW DRIVER  
5MM | 2.0Ah



**XPC-TL-01**  
CORDLESS TILE TILING MACHINE  
120MM | 1.5Ah



**XPC-TL-02**  
CORDLESS TILE TILING MACHINE  
145MM | 2.0Ah



**XPC-TL-03**  
CORDLESS TILE TILING MACHINE  
180MM | 2.0Ah



**XPC-DL-01**  
DIGITAL DISTANCE METER  
0-40MTR. | 1.2VX2



**XPC-DL-02**  
DIGITAL DISTANCE METER  
0.1-80MTR. | 1.2VX2



**XPC-RT-01**  
BRUSHLESS REBAR TYING  
8-34MM | 2.0Ah



**XPC-SG-01**  
CORDLESS PAINT SPRAY GUN  
800ML | 1.5Ah



**XPC-CS-01**  
BRUSHLESS CIRCULAR SAW  
125MM | 3.0Ah



**XPC-BC-01**  
BRUSHLESS GRASS TRIMMER  
230MM | 3.0Ah



**XPC-GP-01**  
BRUSHLESS PRUNER  
25MM | 3.0Ah



**XPC-RW-01**  
BRUSHLESS RATCHET WRENCH  
80NM | 1.5Ah



**XPC-CV-01**  
BRUSHLESS CONCRETE  
VIBRATOR 35MM | 4.0Ah



**XPC-NL-01**  
CORDLESS NAILER 100 Nails  
50MM | 4.0Ah



**XPC-PK-01**  
BRUSHLESS PACKING MACHINE  
0.2-10MM | 2.0Ah



**XPC-PM-01**  
BRUSHLESS PLANER  
82X2MM | 3.0Ah



**XPC-PL-01**  
BRUSHLESS POLISHER  
180MM | 4.0Ah



**XPC-AB-01**  
CORDLESS BLOWER  
2.8M<sup>3</sup>/SEC | 1.5Ah





**XPT 400**  
ANGLE GRINDER 180MM | 2050W



**XPT 401**  
ANGLE GRINDER 100MM | 710W



**XPT 403**  
ANGLE GRINDER 100MM | 680W



**XPT 404**  
ANGLE GRINDER 100MM | 650W



**XPT 405**  
ANGLE GRINDER 100MM | 850W



**XPT 407**  
ANGLE GRINDER 125MM | 1200W



**XPT 408**  
ANGLE GRINDER 100MM | 705W



**XPT 409**  
ANGLE GRINDER 180MM | 2000W



**XPT 501**  
ANGLE GRINDER 100MM | 800W



**XPT 502**  
BRUSHLESS ANGLE GRINDER  
100MM | 1600W



**XPT 411**  
MARBLE CUTTER 110MM | 1240W



**XPT 412**  
MARBLE CUTTER 110MM | 1100W



**XPT 413**  
MARBLE CUTTER 110MM | 1200W



**XPT 414**  
MARBLE CUTTER 125MM | 1300W



**XPT 416**  
MARBLE CUTTER 180MM | 1520W



**XPT 417**  
MARBLE CUTTER 125MM | 1680W



**XPT 419**  
MARBLE CUTTER 125MM | 1800W



**XPT 419A (DUST PROOF)**  
MARBLE CUTTER 125MM | 2800W



**XPT 419W**  
MARBLE / WOOD CUTTER  
125MM | 1800W



**XPT 503**  
MARBLE CUTTER 110MM | 1650W



**XPT 504**  
MARBLE CUTTER 125MM | 1850W



**XPT 560**  
MARBLE CUTTER 125MM | 1450W



**XPT 421**  
DRILL MACHINE 10MM | 650W



**XPT 424**  
DRILL MACHINE 6.5MM | 230W



**XPT 425**  
DRILL MACHINE 10MM | 400W



**XPT 428**  
DRILL MACHINE 16MM | 800W



**XPT 525**  
DRILL MACHINE (R/S | V/S) 10MM | 450W



**XPT 422**  
IMPACT DRILL 13MM | 650W



**XPT 427A**  
IMPACT DRILL 13MM | 850W



**XPT 527**  
IMPACT DRILL 13MM | 710W



**XPT 490**  
CORE DRILL 90MM | 1880W



**XPT 491**  
CORE DRILL WITH STAND 200MM | 3200W



**XPT 492**  
CORE DRILL WITH STAND 168MM | 2300W



**XPT 493**  
CORE DRILL WITH STAND 255MM | 3900W



**XP-BD-13**  
BENCH DRILL WITH STAND 13MM | 800W



**XP-BD-16**  
BENCH DRILL WITH STAND 16MM | 1050W



**XPT 429**  
SCREW DRIVER DRILL 10MM | 350W



**XPT 431**  
SCREW DRIVER DRILL 10MM | 450W



**XPT 410**  
STRAIGHT GRINDER 125MM | 710W



**XPT 426**  
DIE GRINDER 25MM | 400W



**XPT 532**  
DIE GRINDER WITH KIT 3MM | 180W



**XP-BG-150**  
BENCH GRINDER 150MM | 250W



**XP-BG-200**  
BENCH GRINDER 200MM | 370W



**XPT 471**  
CHAIN SAW GRINDER 100MM | 300W



**XPT 521**  
ELECTRIC SPRAY GUN | 700W



**XPT 522**  
FLOOR BASE SPRAY GUN | 800W



**XPT 433**  
ROTARY HAMMER 20MM | 500W



**XPT 434**  
ROTARY HAMMER 26MM | 620W



**XPT 435**  
ROTARY HAMMER 26MM | 800W



**XPT 510**  
ROTARY HAMMER 26MM | 1050W



**XPT 595**  
CORDLESS ROTARY HAMMER 26MM  
4.0Ah



**XPT 436**  
DEMOLITION HAMMER  
1080W | 5KG



**XPT 437**  
DEMOLITION HAMMER  
900W | 5KG



**XPT 438A**  
DEMOLITION HAMMER  
1750W | 16KG



**XPT 439**  
DEMOLITION HAMMER  
2500W | 11KG



**XPT 495**  
DEMOLITION HAMMER  
1800W | 16KG



**XPT 496**  
DEMOLITION HAMMER  
1900W | 7KG



**XPT 512**  
DEMOLITION HAMMER  
1950W | 7KG



**XPT 512A**  
DEMOLITION HAMMER  
2200W | 7KG



**XPT 515**  
DEMOLITION HAMMER  
1200W | 7KG

# **X**TRA-POWER®

## PROFESSIONAL POWER TOOLS



**XPT 440**  
BLOWER (V/SPEED) | 500W



**XPT 540**  
VACUUM BLOWER (V/SPEED) | 650W



**XPT 541**  
BLOWER 800W



**XPT 542**  
BLOWER (V/SPEED) | 650W



**XPT 584**  
GASOLINE BLOWER 63.3CC | 2.7KW



**XPT 468**  
GASOLINE CHAIN SAW  
18" | 65CC



**XPT 469**  
GASOLINE CHAIN SAW  
22" | 65CC



**XPT 470**  
GASOLINE CHAIN SAW  
24" | 65CC



**XPT 585**  
GASOLINE CHAIN SAW  
12" | 25.4CC



**XPT 588**  
GASOLINE CHAIN SAW  
18" | 62CC



**XPT 589**  
GASOLINE CHAIN SAW  
22" | 62CC



**XPT 457**  
ELECTRIC CHAINSAW  
16" | 1300W



**XPT 460**  
ELECTRIC CHAIN SAW  
22" | 2200W



**XPT 568**  
ELECTRIC CHAIN SAW  
16" | 1400W



**XPT 539**  
CORDLESS CHAIN SAW  
12" | 3.0Ah



**XPT 453**  
ROUTER 8-12MM | 1800W



**XPT 459**  
ROUTER 8-12MM | 1800W



**XPT 465**  
ROUTER 8-12MM | 1800W



**XPT 489**  
HOT AIR GUN | 2000W



**XPT 523**  
HEAT GUN | 2000W



**XPT 454**  
JIG SAW 65MM | 710W



**XPT 464**  
JIG SAW 85MM | 650W



**XPT 557**  
JIG SAW 100/80 | 800W



**XPT 533**  
IMPACT WRENCH 400NM | 500W



**XPT 534**  
IMPACT WRENCH 450NM | 1100W



**XPT 442**  
PLANER 82X1MM | 500W



**XPT 445**  
PLANER 82X1MM | 650W



**XPT 452**  
PLANER 82X2MM | 710W








**XPT 455**  
PLANER 82X1MM | 650W



**XPT 456**  
PLANER 110X3MM | 1200W



				
<b>XPT 553</b> ORBITAL SANDER 93X185MM   180W	<b>XPT 458</b> BELT SANDER 100X610MM   1200W	<b>XPT 558</b> BELT SANDER 76X533MM   900W	<b>XPT 552</b> DRY WALL SANDER 180MM   900W	<b>XPT 554</b> DRY WALL SANDER 225MM   900W
				
<b>XPT 551</b> ROTARY SANDER 125MM   300W	<b>XPT 446</b> MIXER 160MM   1020W	<b>XPT 448</b> MULTI FUNCTION MIXER 150 MM   1600W	<b>XPT 546</b> MIXER 120MM   1100W	<b>XPT 547</b> MIXER 120MM   1200W
				
<b>XPT 467</b> GASOLINE CONCRETE CUTTER 405MM   55CC	<b>XPT 565</b> ELECTRIC CONCRETE SAW 355MM   2800W	<b>XPT 566</b> ELECTRIC CONCRETE SAW 400MM   3200W	<b>XPT 567</b> RING SAW 410MM   5000W	<b>XPT 587</b> GASOLINE CONCRETE SAW 350MM   65CC
				
<b>XP-TC-600</b> MANUAL TILE CUTTER 600MM	<b>XP-TC-800</b> MANUAL TILE CUTTER 800MM	<b>XP-TC-800B</b> MANUAL TILE CUTTER 800MM	<b>XP-TC-1200</b> MANUAL TILE CUTTER 1200MM	<b>XP-TC-1200B</b> MANUAL TILE CUTTER 1200MM
				
<b>XP-TC-1800</b> MANUAL TILE CUTTER 1800MM	<b>XP-TC-1800B</b> MANUAL TILE CUTTER 1800MM	<b>XPT 582</b> GASOLINE EARTH AUGER   52CC	<b>XPT 447</b> CONCRETE VIBRATOR WITHOUT ROD 35MM   1050W	<b>XPT 450</b> CONCRETE VIBRATOR WITHOUT ROD 35MM   2200W
				
<b>XPT 550</b> CONCRETE VIBRATOR WITHOUT ROD 50MM   2200W	<b>XPT 444</b> TRIMMER 6.35MM   350W	<b>XPT 544</b> TRIMMER 6.35MM   550W	<b>XPT 581</b> GASOLINE HEDGE TRIMMER 600MM   25.4CC	<b>XPT 443A</b> CIRCULAR SAW 185MM   1700W

# **X** TRA-POWER®

## PROFESSIONAL POWER TOOLS



**XPT 472**  
CUT-OFF MACHINE 355MM | 2200W



**XPT 475A**  
CUT-OFF MACHINE 355MM | 2700W



**XPT 476**  
CUT-OFF MACHINE 355MM | 2380W



**XPT 477A**  
MITER SAW 255MM | 2100W



**XPT 478**  
SLIDING MITER SAW 255MM | 1800W



**XPT 479A**  
MITER SAW 305MM | 2300W



**XPT 481A**  
MITER SAW 305MM | 2700W



**XPT 555**  
POLISHER 180MM | 1400W



**XPT 556**  
RECIPROCATING SAW 115MM | 900W



**XPT 583**  
GASOLINE WATER PUMP 1.45KW | 52CC



**XPT 418**  
WALL CHASER WITH 7 BLADES  
133MM | 2700W




# **X** TRA-POWER®

## PROFESSIONAL POWER TOOLS




**XPG 8204**  
PLANER 82 x 1MM | 650W



**XPG-CS18**  
GASOLINE CHAINSAW 18"  
58CC



**XPG-CS22**  
GASOLINE CHAINSAW 22"  
58CC



**XPG-PS26**  
LONG POLE SAW 2 STROKE 32.6CC



**XPG-BC4B**  
BACKPACK BRUSH CUTTER 4 STROKE  
31CC



**XPG-BC2S**  
BRUSH CUTTER 2 STROKE | 43CC



**XPG-BC4S**  
BRUSH CUTTER 4 STROKE | 31CC



# Hi-MAX

## HI-MAX POWER TOOLS



IC-002  
ANGLE GRINDER 100MM | 750W



IC-022  
ANGLE GRINDER 100MM | 850W



IC-023  
ANGLE GRINDER 110MM | 850W



IC-026A  
ANGLE GRINDER 125MM | 1200W



IC-073  
ANGLE GRINDER 100MM | 850W



IC-075  
ANGLE GRINDER 100MM | 1010W



IC-004  
PLANER 82 x 1MM | 600W



IC-050  
PLANER 90 x 2MM | 850W



IC-037  
BLOWER (F/SPEED) | 600W



IC-084  
BLOWER (V/SPEED) | 550W



IC-093  
POLISHER 180MM | 1200W



IC-045A  
GASOLINE CHAINSAW 18" 45CC



IC-058A  
GASOLINE CHAINSAW 18" 58CC



IC-059A  
GASOLINE CHAINSAW 22" 58CC



IC-079  
CONCRETE VIBRATOR 35MM | 850W W/O ROD



IC-034  
ROTARY HAMMER 26MM | 800W



IC-072  
ROTARY HAMMER 20MM | 650W



IC-054  
DEMOLITION HAMMER HEX 17MM 1100W | 5KG



IC-055  
DEMOLITION HAMMER HEX 17MM 1300W | 7KG



IC-065A  
DEMOLITION HAMMER HEX 30MM 1400W | 16KG



IC-016  
DRILL MACHINE 10MM | 600W



IC-024  
DRILL MACHINE 10MM | 400W



IC-025  
DRILL MACHINE 6.5MM | 280W



IC-066  
DRILL MACHINE 10MM | 300W



IC-067  
DRILL MACHINE 10MM | 400W



IC-017  
IMPACT DRILL 13MM | 600W



IC-083  
IMPACT DRILL 13MM | 550W



IC-001  
MARBLE CUTTER 110MM | 1200W



IC-009  
MARBLE CUTTER 110MM | 1050W



IC-051  
MARBLE CUTTER 125MM | 1400W

# Hi-MAX

## HI-MAX POWER TOOLS



**IC-038**  
ELECTRIC MIXER 12MM | 1050W



**IC-007**  
ROUTER 8-12MM | 1800W



**IC-030**  
ORBITAL SANDER 93X185MM | 350W



**IC-046A**  
BRUSH CUTTER 2 STROKE | 52CC



**IC-012**  
SCREW DRIVER DRILL 08-10MM | 280W



**IC-027**  
JIG SAW 70MM | 710W



**IC-082**  
HOT AIR GUN 2000W



**IC-069**  
CUT OFF MACHINE 355MM | 2200W



### CLEANING TOOLS



**XP-VC-12**  
VACUUM CLEANER 12L | 1200W



**XP-VC-15**  
VACUUM CLEANER 15L | 1200W



**XP-VC-20**  
VACUUM CLEANER 20L | 1200W



**XP-VC-25**  
VACUUM CLEANER 25L | 1200W



**XP-VC-25A**  
VACUUM CLEANER  
WITH AUTO CLEANING 25L | 1200W



**XP-VC-25B**  
VACUUM CLEANER  
WITH DETACHABLE BLOWER 25L | 1200W



**XP-VC-35**  
VACUUM CLEANER 35L | 1200W



**XP-VC-50**  
VACUUM CLEANER 50L | 1200W



**XP-AM-811**  
AIR MOVER | 150W



**XP-FC-12**  
FLOOR POLISHER 305MM | 380W



**XP-PW-571**  
PRESSURE WASHER 130BAR | 1800W



**XP-PW-572**  
PRESSURE WASHER 150BAR | 2000W



**XP-PW-573**  
PRESSURE WASHER 130BAR | 1800W



**XP-PW-574**  
PRESSURE WASHER 150BAR | 2000W



**XP-PW-575**  
PRESSURE WASHER 120BAR | 2300W



**XP-PW-577**  
PRESSURE WASHER 130BAR | 1800W



**XP-PW-579**  
CORDLESS PRESSURE WASHER 28BAR | 24V



**XP-PW-580**  
CORDLESS PRESSURE WASHER 130PSI | 21V

# X TRA-POWER®



## WELDING MACHINE



XP-WM-200A  
ARC WELDING MACHINE 200A | 6.2KVA



XP-WM-200B  
ARC WELDING MACHINE 200B | 6.2KVA



XP-WM-250A  
ARC WELDING MACHINE 250A | 7.3KVA



XP-WM-300A  
ARC WELDING MACHINE 300A | 8.5KVA



XP-WM-400A  
ARC WELDING MACHINE 400A | 9.7KVA



XP-WM-250HQ  
ARC WELDING MACHINE 250HQ | 7.3KW



XP-MIG-270A  
MIG WELDING MACHINE 270A | 8.5KW



XP-MIG-300A  
MIG WELDING MACHINE 300A | 12KW



XP-TIG-250A  
TIG WELDING MACHINE 250A | 9.1KW

## AIR COMPRESSOR



XP-AC-111  
DIRECT DRIVE 30 LITRE | 2HP



XP-AC-112  
DIRECT DRIVE 50 LITRE | 2.5HP



XP-AC-123  
OIL FREE 30 LITRE | 1080W



XP-AC-124  
OIL FREE 50 LITRE | 1680W



# X TRA-POWER®

## ABRASIVES



ABRASIVES



CUT OFF WHEEL  
4", 5", 7", 12" & 14" NX



CUT OFF WHEEL  
4", 5", 7", 12" & 14" LX



CUT OFF WHEEL  
4" & 14" YX



CUT OFF WHEEL  
4", 5", 7", 9", 12" & 14" GX



CUT OFF WHEEL  
4", 5" & 14" R1



CUT OFF WHEEL  
4" OX



CUT OFF WHEEL  
4" FC



CUT OFF WHEEL  
4" & 14" X1



CUT OFF WHEEL  
4", 5", 7" & 14" X2



CUT OFF WHEEL  
4" & 5" X3



CUT OFF WHEEL  
4" & 14" EY



CUT OFF WHEEL  
4", 5" & 14" RX



CUT OFF WHEEL  
4" & 14" RX2



CUT OFF WHEEL  
4", 5" & 14" G1



CUT OFF WHEEL  
4", 5" & 14" B1



CUT OFF WHEEL  
14" MX



CUT OFF WHEEL  
14" MX2



CUT OFF WHEEL  
14" BX



CUT OFF WHEEL  
14" SX



CUT OFF WHEEL  
4", 5" & 14" SX2



DC WHEEL GX  
4", 5" & 7"



DC WHEEL NX  
4", 5", & 7"



GC WHEEL PREMIUM  
4" (#46 TO #220)



GC WHEEL GX  
4" (#46 TO #120)



WA WHEEL PREMIUM  
4" (#36 TO #80)



WA WHEEL SX  
4" (#36 TO #80)



DIAMOND POLISHING PAD  
PRO 4" (#0 TO #6)



DIAMOND POLISHING PAD  
4" (#0 TO #6)



DIA CERAMIC PAD  
4" (#60 TO #3000)

# X TRA-POWER®

## ABRASIVES



**FLAP DISC**  
4", 5" & 7" (#46 TO #320)



**FLAP DISC GX**  
4" (#60 TO #120)



**FLAP DISC GOLD**  
4" & 5" (#60 TO #120)



**FLEXIBLE FLAP DISC**  
4" (#60 TO #600)



**FLAP WHEEL**  
(6" X 1") & (6" X 1.5")  
(#80 TO #220)



**MOUNTED FLAP WHEEL**  
25MM, 40MM, 50MM  
(#60 TO #120)



**SAND PAPER WITH VELCRO**  
5" 7" & 9" (#46 TO #320)



**WHITE SAND PAPER WITH VELCRO**  
5" (#60 TO #320)



**PAD WITH VELCRO**  
5" X M10, 5" X M14 & 5" X M10 (SOLID TYPE)



**WOOL PAD WITH VELCRO**  
6" & 9"



**NON-WOVEN PAD MIRROR POLISH FOR MARBLE & GRANITE**  
4" (#500 TO #15002)



**NON-WOVEN PAD PVA FOR MARBLE & GRANITE**  
4" (#120 TO #1000)



**NON-WOVEN PAD FOR STEEL & METAL U3**  
4"



**NON-WOVEN PAD FOR STEEL & METAL U5**  
4"



**NON-WOVEN PAD STEEL & METAL U8(BROWN)**  
4"



**NON-WOVEN WHEEL**  
U1, U3, U5 & U8  
4" TO 12"



**FIBER DISC**  
4" (0.60MM) #24 TO #120



**FIBER DISC**  
5" (0.60MM) #24 TO #120



**FIBER DISC BLUE LINE**  
5" (0.80MM) #24 TO #120



**XP CHAIN SAW GRINDING WHEEL**  
4"




**LX NON WOVEN HAND DISC WITH VELCRO 5" (121)**



**NX NON WOVEN HAND DISC WITH VELCRO 5" (121)**



**RED SISAL BUFF PAD**  
4"



**FELT BUFF PAD**  
4" X 16 & 4" X 14MM



**DIAMOND STONE**  
6" X 2" COARSE



**LX NON WOVEN HAND PAD**  
5X8 & 6X9MM



**NX NON WOVEN HAND PAD**  
5X8 & 6X9MM



# **X** TRA-POWER®

## DIAMOND SAW BLADES



**DIAMOND  
SAW BLADES  
XTRA POWER**



**X1**  
4",5",6",16" & 18" (SEG & RIM)



**X10**  
4" & 5" (SEG & RIM)



**X10 CERAMIC**  
4" & 5" (SEG)



**X10 CONCRETE**  
4" & 5" (SEG)



**X10 THIN TURBO**  
4" & 5"



**XP PRO**  
4",5" & 6" (SEG)



**XP PRO CERAMIC**  
4" (SEG)



**XP PRO**  
4" (TURBO)



**XP BLACK**  
4" RIM & 10 (SEG)



**XTRA POWER SUPER**  
(RIM & SEG)  
4",5",6" & 14"



**XP ELITE CUT**  
4" & 7" (RIM)



**WALL CHASER BLADE**  
133MM, 135MM & 156MM



**XP FLAT CUP WHEEL**  
DOUBLE SIDE 4" (TURBO & RIM)



**X1 FLAT WHEEL**  
4" DOUBLE SIDE (TURBO)



**XP GRANITE PLUS**  
4" (SEG)



**XP NANO**  
4" (LASER TYPE HOT PRESS)



**XP SUPER ULTRATHIN**  
4" (RIM)



**XP SUPER THIN TURBO**  
4"



**XP ZERO CHIPPING**  
4" (RIM & SEG)



**XTRA POWER TOUCH CERAMIC**  
110MM SEG



**XTRA POWER TOUCH SUPERTHIN TURBO**  
105MM




**XTRA POWER TOUCH 9 SEG**  
110MMX12MM



**XTRA POWER TOUCH SAND STONE**  
TOUCH 8 SEG  
114MMX15MM



**FOR GRANITE (HOT PRESS)**  
4",5" & 6"



**XP CUP WHEEL**  
3" 4" & 5"  
(RIM, SEG & TURBO)



**XP DOUBLE ROW CUP WHEEL**  
4", 5", & 7"  
(RIM, & SEG)



**X1 CUP WHEEL**  
3"  
(RIM, & SEG)



**XP CERAMICA**  
4" (9 SEG)



**XP BLUE**  
4" & 5" (SEG)

# X TRA-POWER®

## DIAMOND SAW BLADES




### DIAMOND SAW BLADES XTRA POWER



VACUUM WELDED MULTI PURPOSE BLADE  
4" 5" & 14"



VACUUM BRAZED BLADE UNIVERSAL CUT  
4"MM



GLASS CUTTING BLADE  
4"



VACUUM WELDED BLADE GLASS & CERAMIC  
4"

### DIAMOND SAW BLADES AWANT



AWANT USTAD  
4" & 5" (RIM & SEG)



AWANT CONCRETE  
4" (TURBO)



AWANT SUPERMO  
4" (SEG)



AWANT WALL EXPERT  
4" (SEG)



AWANT SUMO  
4" & 5" (RIM & SEG)




AWANT WHITE  
4" (SEG)



AWANT EXTRA STRONG  
4" (SEG)



AWANT DRY CUTTING  
8"



AWANT FLAT WHEEL  
4"



AWANT SEGMENT TURBO  
4"



AWANT USTAD (SILVER BRAZED)  
14", 16", 18", 20", & 24"



AWANT SEG BLADES  
14", 16", 18" & 20"



AWANT CERAMIC BLADES WITH & WITHOUT SLOT  
5" TO 14"



CERAMIC BLADES WITH COPPER WASHER WITH & WITHOUT SLOT  
8" TO 14"

### DIAMOND SAW BLADES



FAST CUT BLADES (RIM & SEG)  
4" TO 14"



LASER CUT BLADES (RIM & SEG)  
4" TO 14"



REWOP BLADES (RIM & SEG)  
4" TO 14"



B&P BLADES  
4" (8 SEG)



# X TRA-POWER®



## ROUTER BITS

**STRAIGHT BITS**  
(9501 TO 9508)

**STRAIGHT 2" LONG**  
(9503 L2 TO 9506 L2)

**CENTER OLOGO (THREAD BITS)**  
(9933 TO 9940)

**OVOLO BITS**  
(9031 TO 9037)

**COVE BEAD BITS**  
(9041 & 9042)

**OVOLO COVE PROFILE BIT**  
9051 & 9063

**ROMAN OGEE BIT**  
(9082)

**RABBETING (SLOT BITS)**  
(9091 TO 9100)

**CORE BOX ROUND BITS**  
(9104)

**CHAMFER BITS**  
(9401 & 9404)

**CORNER BITS**  
(135, 140, 141 & 152)

**V TYPE SLOT CUTTER BITS**  
(0934)

**FLUSH TRIM BITS**  
(5001 TO 5004)

**STRAIGHT BIT 38MM**  
9504 & 9505

**ROUTER BIT SET**  
87PCS

**ROUTER BIT SET**  
12PCS (NEW TYPE)

**ROUTER BIT SET**  
12PCS (OLD TYPE)

## TRIMMER BITS

**TRIMMER BITS**  
(XP 9401, 9501, 9502, 9503, 9504, 9505, 5002,,5003, 5004, XP-2, XP-15)

**TRIMMER BIT SET**  
6PCS



# X TRA-POWER®



## MEASURING TOOLS

**MEASURING TAPE  
LOCK & WITHOUT LOCK  
3 MTR. & 5MTR.**

**MAGNETIC (PRIME)  
12", 18", 24" & 36"**

**TORPEDO LEVEL  
8"**

**SPIRIT LEVEL  
12"**

## REVERSIBLE SCREWDRIVER

**XP-RSD-6100  
REVERSIBLE SCREWDRIVER  
PH2-SL6**

**XP-RSD-6150  
REVERSIBLE SCREWDRIVER  
PH2-SL6**

**XP-RSD-6200  
REVERSIBLE SCREWDRIVER  
PH2-SL6**

**XP-RSD-6250  
REVERSIBLE SCREWDRIVER  
PH2-SL6**

**XP-RSD-6300  
REVERSIBLE SCREWDRIVER  
PH2-SL6**

**XP-TSD-6150 T  
REVERSIBLE SCREWDRIVER  
PH2-SL6**

**XP-TSD-6250 T  
REVERSIBLE SCREWDRIVER  
PH2-SL6**

**XP-STUBBY 35  
REVERSIBLE SCREWDRIVER  
PH2-SL6**

## TCT SAW BLADES

**4" TO 24" XTRA POWER TCT  
SAW BLADES PREMIUM  
FOR WOOD & ALUMINUM**

**4" TO 5" XTRA POWER TCT  
SAW BLADES ZERO CHIP  
FOR WOOD**

**4" TO 14" TCT SAW BLADES  
XTRA POWER BLUE LINE  
FOR WOOD & ALUMINUM**

**4" & 5"  
XTRA POWER X2 TCT SAW  
BLADES FOR WOOD**

**4" TO 14" XTRA POWER  
GOLD TCT SAW BLADES  
FOR WOOD**

**4" TO 14"  
AWANT TCT SAW BLADES  
FOR WOOD**



## SDS DRILL BITS & CHISELS

**HAMMER SDS PLUS  
DRILL BITS 4MM TO 32MM**

**HAMMER SDS MAX  
DRILL BITS 12MM TO 40MM**

**XP SDS PLUS CROSS TIP  
DRILL BITS 5MM TO 16MM**

**HEXAGON SHANK CHISEL  
17 X380 POINTED & FLAT**

**HEXAGON SHANK CHISEL  
17X450 POINTED & FLAT**

**SDS MAX CHISEL  
18X400MM POINTED & FLAT**


**SDS MAX CHISEL  
18X480, POINTED & FLAT**

**SDS MAX CHISEL  
18X600 POINTED & FLAT**

**PH65A CHISEL  
30X410 POINTED & FLAT**


**SDS PLUS CHISEL  
14X250 POINTED & FLAT**

**HEXAGON SHANK CHISEL  
17X280 POINTED & FLAT**



# XTRA-POWER®

## ACCESSORIES



### ACCESSORIES



XTRA POWER CORE DRILL  
LENGTH 470MM (1 1/4 UNC)  
(25MM TO 350MM)



XTRA POWER CORE DRILL  
(LENGTH 450MM)(M22)  
25MM TO 350MM



XP GRANITE  
CORE BITS 6.5MM TO 50MM



DRY CORE DRILL  
(LENGTH 370MM ) (M22)  
51MM,63MM & 76MM



CORE DRILL SEGMENTS  
51,63,76,102,127, & 152-350MM



CONCRETE HOLE SAW ROD  
M22 300MM & 430MM



CONCRETE HOLE SAW  
35MM TO 125MM



RECIPROCATING SAW BLADES  
150MM, 240MM (FOR WOOD)



RECIPROCATING SAW BLADES  
150MM( FOR METAL)



TCT HOLE SAW GX  
35MM



TCT HOLE SAW  
20MM, 25MM,35MM



ADJUSTABLE TCT HOLE  
SAW 35MM



HSS STEP DRILL BIT  
4-20MM, 4-32MM  
& 3PCS SET (4-12, 4-20, 4-32)



CARBON HOLE SAW  
6PCS, 11PCS,12PCS & 16PCS



SCREW DRIVER BITS  
(HIGH TORQUE) 65MM PH2



POWER BITS  
25MM TO 150MM PH2



PRIME BIT 65MM Ph2  
(POWER BIT)



HIGH TORQUE BITS XP GOLD  
65MM & 100MM PH2



MAGIC BIT  
HIGH TORQUE



TAMPER TORQUE BITS  
65MM PH2



POWER BITS  
COMBINATION SET  
65MM & 100MM PH2



HIGH TORQUE BITS WITH  
MAGNETIC RING 65MM PH2



MAGNETIC NUT HOLDER  
8x42MM,8x65MM & 10x65MM



FULL MAGNETIC NUT HOLDER  
8x65MM GOLD



CERAMIC DRILL BIT X3  
6MM



CERAMIC DRILL BITS  
6MM TO 12MM



MASONRY DRILL BITS  
5MM TO 12MM



HSS DRILL BITS  
2.5MM TO 12.7MM



HSS DRILL BITS ECO  
2.0MM TO 12.7MM



# TRA-POWER®

## ACCESSORIES



WOOD FLAT BIT  
6PCS SET & 6MM TO 38MM



JIG SAW BLADE  
T144D, T244D & T101AO  
(5PCS SET)



JIG SAW BLADE XP GOLD  
T 244D & T 144D (20PCS SET)




TILE CUTTER BLADE  
16X6X3.00 MM



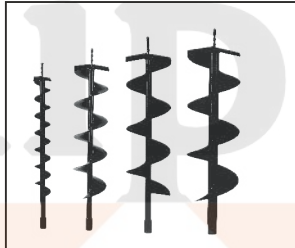
TILE CUTTER BLADE GOLD  
17X7X3.50 MM



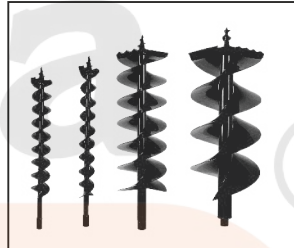
FOUR SLOT WORKING DRILL  
10/12/14/16/18/20/22/25 X165MM




AUGER BIT XTRA POWER  
8/10/12/14/16/18/20/22/25 X 230



EARTH AUGER BIT  
(A TYPE)



EARTH AUGER BIT D TYPE  
(DOUBLE BLADE WITH ALLOY)



PLANER KNIFE XTRA POWER  
9/10/12/13/15/18/24



GLASS SUCTION LIFTER  
1CUP, 2CUP & 3CUP




CAULKING GUN  
CG (103,203,205,206,207 & 303)



GREASE GUN  
GG 505



SPRAY GUN  
XP-SG-827



SPRAY GUN  
XP-SG-990



CIRCULAR WHEEL BRUSH  
6"



CRIMPED BEVEL BRUSH  
5"



TWISTED WHEEL BRUSH  
4.5"



TWISTED BEVEL BRUSH  
5"



TWISTED CUP BRUSH  
3"X M10, 3" X M14 & 4" X M14



TWISTED CUP BRUSH MX  
3"X M10 & 4" X M14



NYLON BRUSH WITH SHANK  
4"



CRIMPED CUP BRUSH MX  
3"X M10 & 4" X M14



VACUUM BRAZED WHEEL  
ROUND EDGE  
75MMx15,20,25,30,35MM



VACUUM BRAZED WHEEL  
FRENCH BORDER  
75MMx15,20,25,30,35MM



DRILL CHUCK  
6MMX24UNF,10MMX20&24UNF,  
13MMX20 & 24UNF



DRILL CHUCK JT6  
13MMXJT6



DRILL CHUCK KEYLESS  
10MMX24 & 13MMX20



SDS ADAPTOR



CORE BIT ADAPTOR

# X TRA-POWER®

## ACCESSORIES



XP/XP GOLD & HI-MAX  
CHAIN BAR 16"/18"/22" & 24"



XP CHAIN  
18" & 22"



XP TITANIUM  
CHAIN 12",16", 18", 22" & 24"



XP KICKBACK  
CHAIN 18", 22" & 24"



HI-MAX CHAIN  
16",18"& 22"

### CHAIN SAW SPARE PARTS XP



CYLINDER KIT  
SET 45CC



CYLINDER KIT  
SET 58CC



CYLINDER KIT  
SET 62CC



IGNITION COIL



FLY WHEEL



SPARK PLUG



SPROCKET



OIL PUMP



CLUTCH



CLUTCH DRUM



PISTON



CRANK SHAFT



EASY STARTER  
SPRING BIG & SMALL



FULL GASKET  
SET METAL



AIR FILTER (SQUARE)



FUEL FILTER



CARBURETOR KIT



AIR FILTER SHORT



AIR FILTER



PRIMER BULB



CHAIN ADJUSTING  
SYSTEM (EASY TYPE)



CHAIN CATCHER

















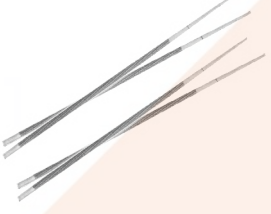














CHAIN SPROCKET  
WITH RIM



DAMPER SET  
(5 PCS SET)



				
FUEL BREATHER	FUEL CAP	FUEL PIPE	HANDLE	INTAKE PIPE (ALUMINUM)
				
MANIFOLD	MUFFLER TWO HOLE	NUT & STUD	OIL FILTER	OIL SEAL SET
				
SPACER	START ROPE 3.0MM (100Mtr)	TOWER SPRING	TRIGGER+TRIGGER ARM+SPRING SET	TWISTED KNOB
				
WORM	CHAIN SAW FILE WITHOUT HANDLE 4.00 & 4.80MM 3PCS SET	CHAIN SAW FILE WITH HANDLE 4.00 & 4.80MM	WIRE FOR BRUSHLESS REBAR TYING MACHINE XPC-RT-01	GOLD CYLINDER KIT SET 58CC
CHAIN SAW SPARE PARTS HI-MAX				
	CYLINDER KIT SET 45CC	IGNITION COIL	CARBURETOR 2 BRASS PINS (PIPES)	CARBURETOR 3 BRASS PINS (PIPES)
				
SPARK PLUG	CLUTCH	FLY WHEEL	FULL GASKET SET METAL	PISTON



**BRUSH CUTTER  
SPARE PARTS**

<p>TRIMMER LINE SQUARE</p>	<p>TRIMMER LINE ROUND</p>	<p>2T BLADE</p>	<p>3T BLADE</p>	<p>BRUSH CUTTER BLADE</p>
----------------------------	---------------------------	-----------------	-----------------	---------------------------

**SPARE PARTS**

<p>XP ARMATURE</p>	<p>XP STATORS</p>	<p>XP CARBON BRUSH</p>	<p>H BRAND CARBON BRUSH</p>
--------------------	-------------------	------------------------	-----------------------------

<p>GEAR &amp; PINION</p>	<p>PLANER BLADE TCT</p>	<p>SWITCHES</p>	<p>AB WASHER</p>	<p>PLANER BELT WHITE, BLACK &amp; GOLD</p>
--------------------------	-------------------------	-----------------	------------------	--

<p>PLANER BLADE</p>	<p>BEARING V2</p>	<p>BEARING V3</p>	<p>1MTR TO 10MTR CONCRETE VIBRATOR ROD</p>
---------------------	-------------------	-------------------	--





**TRA-POWER®**